

**DRS. KASSAM, CORSTEN AND AGBI INVITE YOU TO ATTEND**

**INTRODUCING**  
**"6 Pillar Approach"**

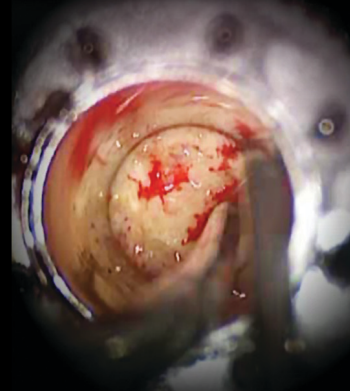
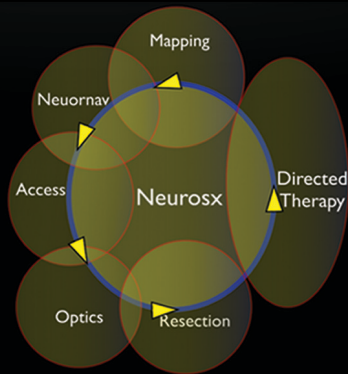
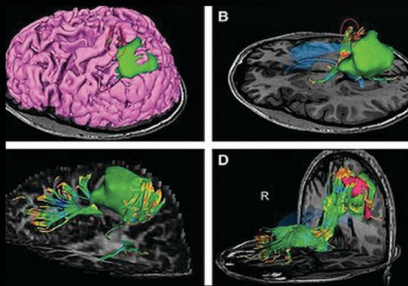
*An Integrated Systematic Approach for Minimally Invasive  
Access to the Intraaxial Subcortical White Matter Pathology*

**WITH EMPHASIS ON**

**Economic Resource Optimization Through Surgical Biometrics**

**August 18-19, 2012**

**University of Ottawa**  
**Skills and Simulation Centre**  
Ottawa, Canada



***The 6 Pillar Approach for Comprehensive  
Management of Subcortical Lesions***

**COURSE DIRECTORS**

**Amin B. Kassam**

**Charles Agbi**

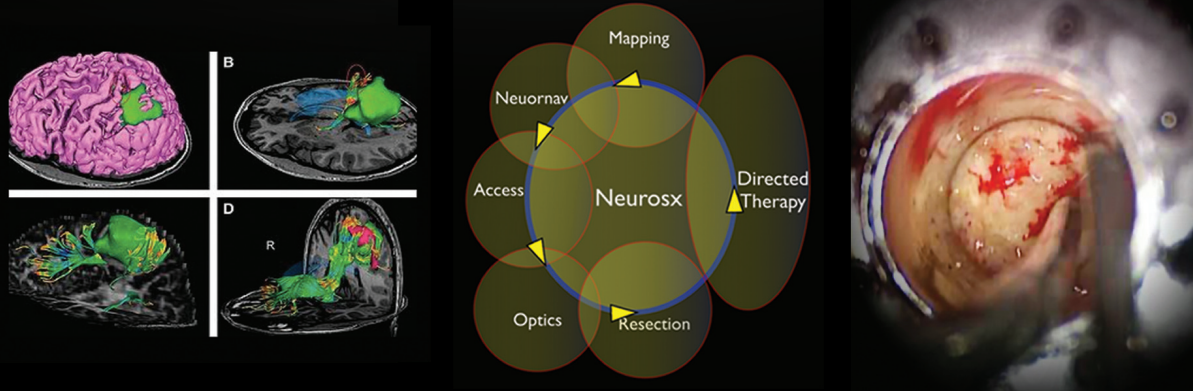
**Martin Corsten**



**uOttawa**

L'Université canadienne  
Canada's university

[www.360-mind.com](http://www.360-mind.com)



## COURSE DESCRIPTION

**The 6 Pillar Approach** is the result of a recent convergence of technologies to manage abnormalities affecting the intraaxial subcortical white matter space. This confluence of technologies has led to development of minimally invasive strategies via progressively smaller surgical corridors to reach and treat abnormalities in a targeted manner. Integration of these technologies is driven by a need to establish clinical and economic value in the delivery of precise targeted treatment in an efficient manner. This value is articulated through **Surgical Biometrics**.

While individual techniques and technologies have been in existence, the field has evolved to a stage where integration of these technologies into a systems approach is needed to realize the full potential of each disparate component. This course takes **The 6 Pillars** (Mapping, Navigation, Optics, Access, Resection and Targeted Therapy/Neoadjuvant) and offers a **System Approach**. The participant will be exposed systematically to each of these Pillars, in an effort to build a personalized system that will create a template/guide for selecting the approach and technology required to treat the specific lesion in a targeted fashion.

Specifically, the course will cover the indications, limitations and surgical techniques that comprise **The 6 Pillar Approach** for an evolving field within the intraaxial subcortical white matter space. Technologies such as white matter mapping/tractography, brain port access systems and the **exoscope** (not endoscope) optics platform will be discussed. Our faculty will present the technical nuances and technological requirements of these surgeries, using a modular anatomical system that can be translated to the dissection laboratory. The course comprises a sequence of complementary didactic lectures, prosections, simulation planning and 3-D anatomical reviews. A **live** surgical demonstration of **The 6 Pillar Approach** is scheduled. It will be transmitted directly to the auditorium where the participants may interact with the surgeons and other members of the faculty.

Finally, given the health care economic environment there will be an additional focus on **Surgical Biometrics**. This is a rapidly emerging field that focuses on the impact and value added from surgical technologies. The participant will be exposed to the factors that affect surgical efficiency, patient flow, and impact on health system economics. This will allow for a critical assessment of the value added by any technology into a tangible outcome which is a critical step to the Value Analysis Process within every Healthcare System.

***The Course Features a Hands-on Simulation Lab Session and Live Surgery.***

# COURSE OBJECTIVES

**At the conclusion of this activity, participants should be able to:**

## Subcortical Intraaxial:

### 1. **Mapping**

- Describe and integrate the evolving technology platforms of white matter fascicular mapping and subcortical anatomy (diffusion tensor imaging)
- Gain exposure to new concepts/platforms in cellular imaging

### 2. **Navigation**

- Learn techniques/nuances critical to subcortical trajectory planning
- Understand current limitations of Navigation systems for subcortical planning
- Gain exposure to evolving platforms to significantly enhancing trajectory and targeting

### 3. **Access**

- Become familiar with principles and techniques of optimum cannulation pathways – Parafascicular Surgery
- Understand the nuances of cannulation of the white matter to minimize fascicular and neural trauma (white matter preservation techniques)

### 4. **Optics**

- Understand the limitation of current optics platforms (microscope/endoscope)
- Gain exposure to the advantages (depth of field and tissue differentiation) of Exoscope

### 5. **Resection**

- Understand the value of automation during resection to optimize safety and efficiency
- Understand the requirements of automation for MIS corridors
- Gain familiarity of the techniques of automation to improve performance curves and efficiency during resection phase for both MIS and conventional craniotomy corridors

### 6. **Directed Therapy**

- Appreciate the complementary role of cytoreduction towards more definitive neoadjuvant therapy
- Learn techniques to optimize tissue capture and viability
- Understand the principles and limitations of current drug therapies and delivery systems
- Identify the current immune targeted molecular treatments available and the potential ability to deliver these in situ – **“The 6th Pillar.”**

### 7. **Salvage Approaches**

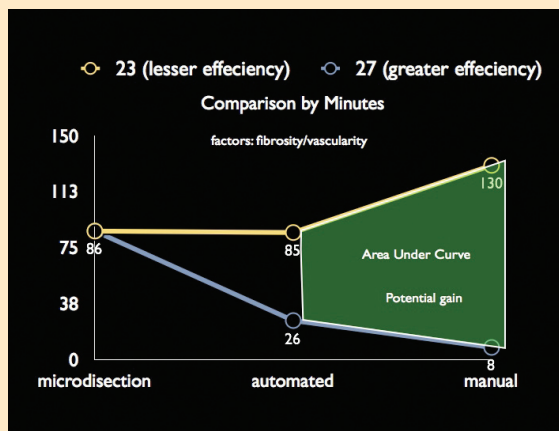
- Understand limitations of corridor brain port approaches
- Develop salvage strategies in the event of intraoperative challenges

### 8. **ICH**

- Understand the applications and techniques for intracerebral hemorrhage

## Surgical Biometrics

9. Describe the efficiency factors that impact **Surgical Biometrics** analysis.
10. Understand the resource needs for translation of technology into clinical practice and how to articulate this within the value analysis process within your Healthcare System.
11. Empower the participant with the knowledge and facts required to successfully navigate their institution's capital acquisition process.



***Amin B. Kassam, MD, FRCS(c)***

Professor and Chief/Head  
Division of Neurosurgery  
University of Ottawa  
Ontario, Canada

***Charles Agbi, MD, FRCS(c)***

Associate Professor  
Department of Neurosurgery  
University of Ottawa  
Ontario, Canada

***Martin Corsten, MD, FRCS(c)***

Associate Professor  
Chairman, Department of Otolaryngology  
University of Ottawa  
Ontario, Canada

**UNIVERSITY OF OTTAWA FACULTY**

***Vasco F. Da Silva, MSc, MD, FRCSC, FACS***

Assistant Professor  
Department of Neurosurgery  
University Of Ottawa  
Ontario, Canada

***Thanh B. Nguyen, MDCM, FRCPC***

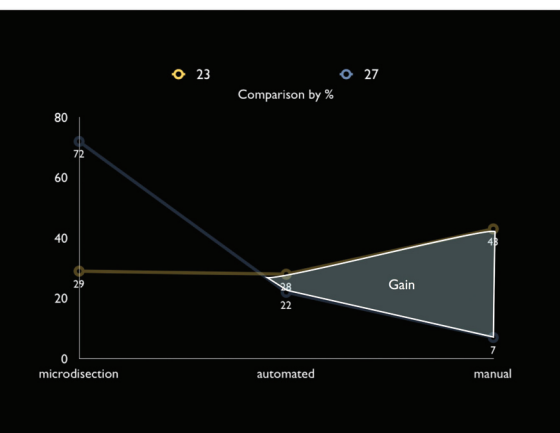
Assistant Professor  
Department of Radiology  
University Of Ottawa  
Ontario, Canada

***Steven M. Gilberg, MD, FRCSC***

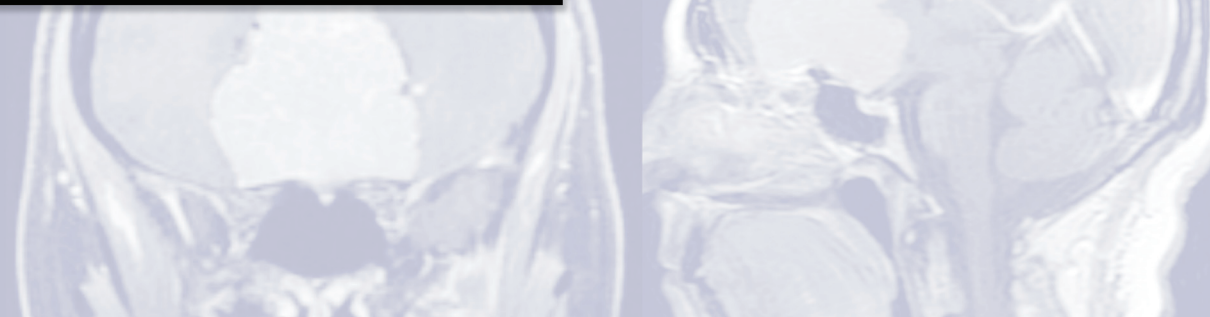
Associate Professor  
Chairman and Head of Ophthalmology  
University of Ottawa Eye Institute, TOH  
Ontario, Canada

***Vivek Patel, MD***

Assistant Professor  
Department of Ophthalmology  
University Of Ottawa Eye Institute  
Ontario, Canada



**TARGET AUDIENCE: Neurosurgeons, Neuroradiologists and Neurologists** interested in developing further knowledge of subcortical intraaxial space and white matter tractography as well as an interest in surgical biometrics and resource optimization.



# AGENDA

## Friday, August 17, 2012

7:00 p.m. Welcome Reception – Fairmont Château Laurier

## Saturday, August 18, 2012 • DAY 1

7:00 a.m. Registration and Continental Breakfast

7:45 Welcome and Course Overview

8:00 Surgical Biometrics 101: Operative Efficiency and Precision Profiles –  
The Voice of Change! – *Amin Kassam*

8:45 Introduction of **A Systems Approach**: Principles of Integrating the 6 Pillars  
for Parafasicular White Matter Minimally Invasive Subcortical Access  
*Amin Kassam*

9:45 Break

10:00 **Live Surgery**: Subcortical Approach  
*Commentary: Vasco Da Silva, Charles Agbi*

12:30 p.m. **Lunch Lecture: Pillar 1**: Principles of White Matter Mapping and Anatomy  
*Than Nguyen*

1:30 **Pillar 2**: Integration with Navigation: Nuances of Trajectory  
Planning/Optimization – *Amin Kassam*

2:00 **Pillar 3**: Principles and Pitfalls of Cannulation – The Lessons Learned  
*Amin Kassam*

2:30 **Lab 1** – Simulation and Hands-on Workshop

- Planning Trajectories
- Cannulation
- Access

5:00 End of Day 1

6:30 **Course Dinner and Lecture**: Surgical Biometrics 102: Principles of Value  
Added Analysis & Hospital Efficiency/Patient Flow – *Amin Kassam*  
Fairmont Château Laurier

# AGENDA

Sunday, August 19, 2012 • DAY 2

- 7:30 a.m. Continental Breakfast
- 8:00 **Pillar 4: Optics:** Understanding the Advantages of Existing and Evolving Optics Platforms
- Microscope
  - Endoscope
  - Exoscope
  - 3-D platforms
  - Role of Non-optic Platforms
- 9:00 **Pillar 5:** Optimizing Efficiency and Precision During all Phases of Resection – Impact of Automation and the Lessons Learned from Ophthalmology
- Ablative Energy Sources
  - Automated Mechanical Instrumentation
  - Manual Mechanical Instrumentation
- 10:15 Break
- 10:30 Management of Intracerebral Hemorrhage – *Amin Kassam*
- 11:00 **Lab 2** – Hands-on Simulation/Workshop
- A. Pillar 1:** Pre Planning & Mapping
- B. Pillar 2:** Navigation
- C. Pillar 3:** Optics
- D. Pillar 4:** Access
- E. Pillar 5:** Resection
- 1:00 p.m. **Lunch Lecture:** Final Frontier: 360-Degree Minimally Invasive Brain Surgery – A Concept & Philosophy (Conventional, Endonasal, White Matter Surgery) – *Amin Kassam*
- 4:00 **Pillar 6:** Directed Therapy and Tissue Harvest – Primer on Existing Pharmacotherapy
- 4:30 **Wrap Up**
- 5:00 Adjourn

# COURSE LOCATION



## University of Ottawa Skills and Simulation Centre

725 Parkdale Avenue 1st Floor  
Ottawa ON K1Y4E9  
Canada

A block of rooms has been reserved at:

### Fairmont Château Laurier

1 Rideau Street  
Ottawa, Ontario  
Canada K1N 8S7  
Tel +1 613 562 7079  
Fax +1 613 562 7033  
www.fairmont.com



## HOTEL RESERVATIONS

Call 1-800-441-1414 and mention the "6 Pillar Course" to get a special rate of \$189 per night (Canadian) plus taxes. Cutoff date to get the special rate is July 17, 2012.

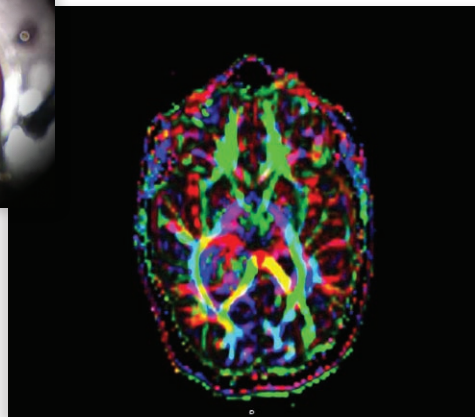
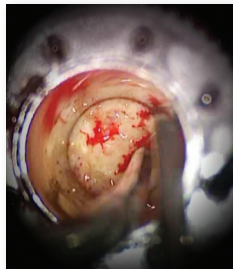
Transportation will be provided each day from the Fairmont Chateau Laurier to the course.

## ACCREDITATION

The University of Ottawa's Office of Continuing Medical Education is accredited by the Committee on Accreditation of Continuing Medical Education (CACME) to provide accredited CME activities for family physicians and specialists. This event is an Accredited Group Learning Activity (Section 1) as defined by the Maintenance of Certification program of The Royal College of Physicians and Surgeons of Canada for up to **16.25** credits. Through an agreement with the U.S. Accreditation Council for Continuing Medical Education, it is also accredited for **16.25 AMA PRA Category 1 Credits™** towards the Physicians' Recognition Award of the American Medical Association (AMA). Physicians should claim only credit commensurate with the extent of their participation in the activity.

## REFUNDS

Cancellations must be received in writing by July 1, 2012 and will be subject to a \$200 processing fee. No refunds will be given after that date. Academic Event Management reserves the right to cancel, discontinue or reschedule this program at any time and will assume no financial obligation to the registrants in the event of a cancellation. In case of cancellation, registration fees will be refunded in full.



## ACKNOWLEDGEMENT

This course is supported in part by educational grants from the following companies at press time: Stryker Canada, Karl Storz Endoscopy Canada, Medtronic, KLS Martin Group, NICO Corporation.

Use of the NICO BrainPath is limited to the following indication for use:

To provide access and visualization of the surgical field during brain and spinal surgery.

# REGISTRATION

## *The 6 Pillar Approach for Comprehensive Management of Subcortical Lesions*

**TUITION (USD):  
\$1,900**

**Space is limited!** Please print clearly.

SPECIALTY

DEGREE

NAME (FIRST, MIDDLE, LAST)

ADDRESS

CITY

PROVINCE/STATE

POSTAL/ZIP CODE

(AREA CODE) BUSINESS PHONE

(AREA CODE) BUSINESS FAX

EMAIL

### PAYMENT

Check enclosed payable to: **Academic Event Management**

Visa

MasterCard

Discover

American Express

Card Number

Expiration

Signature

Send completed enrollment form to: **Academic Event Management**

#### ONLINE

[www.academiceventmanagement.com](http://www.academiceventmanagement.com)

#### FAX

805.494.1103

#### PHONE

805.300.9154

#### MAIL

1396 Rancho Lane  
Thousand Oaks, CA 91362

